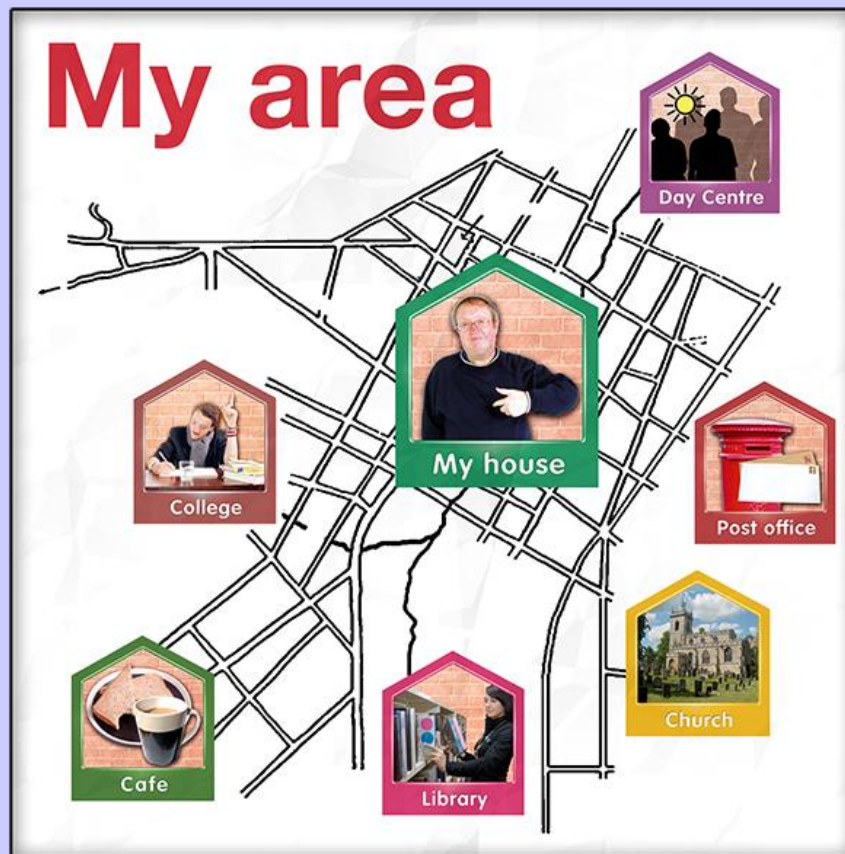




QAI AWARD



# Community Participation



QAI Level 3

Community Participation

3N2908



Course Information Book





# Who can do this course?




This is a QAI Level 3 course.



This course will support you to learn about your community.



If you need it, we can give you extra support with language, communication, reading or writing.



We support you to understand information. We can use Lámh signs, pictures, symbols and videos to help you learn.



# Who can do this course?



We make sure that everyone can get into the buildings that we use.

We make sure that you can move around the building and use the facilities.



We can support you if you feel nervous about being part of a group, or if you would prefer to learn on your own.

Show me a pasta recipe

Here's a spaghetti recipe



We can support you to find out about different technology that might help you to learn.



We want you to learn in the way that suits you best.

We want you to enjoy learning.



# Who can do this course?

T



To do this course, you need to have passed a Level 2 QQI course.



You can also do the course if you have learning experience or qualifications that are equal to a QQI Level 2 course.



You can talk to Teresa or Paula about your learning experience up to now.



Together, we can check to see if this course is right for you.



# Who can do this course?



It will help you on this course if you have passed one of these Level 2 courses first:



My Choices



Listening and Speaking or  
More than Words



My Safety



# Who can do this course?



Before you apply for the course, check you understand and are happy with:



- The learning goals



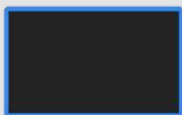
- The assessment you will have to do




- The time the course will take.



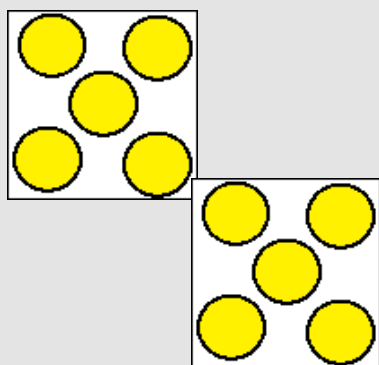
# How long will the course take?



This course will take at least 40 class hours.



You will do work in class and some work at home.



This course is worth 10 credits.



The trainer will tell you how many weeks the course will be on for.



# How long will the course take?



The trainer will tell you how long each class will last.



Ask staff in your centre for more information.





# What assessments will I have to do?



There are 3 different assessments for this course.



## **1. Portfolio of Work.**

You keep all the work you do during the course in a folder.

It might be worksheets, photos, posters, drawings, checklists.



## **2. Assignment**

This is a short practical activity where you need to do some research.



## **3. Skills Demonstration**

This is where you show the skills you have learnt in different tasks or in different places.



# What assessments will I have to do?



Please read the assessment booklet for this course for more information.



You must keep all the work you do on the course safe in one folder.



The folder should have all your assessments and must show what you have learnt on the course.



Your work will be assessed at the end of the course.

This means your folder will be checked.



# What assessments will I have to do?



The people looking at your work decide it is good enough to pass or that you need to do some more work.

Your work will be assessed by:



Your trainer



Another person from St. Michael's House



A person from QQI

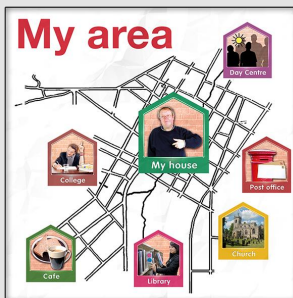


# What will I learn on this course?



You will:

Understand what community means.




Name the communities you live in, work in and use.

Say how you take part in these communities.



Describe a local community under four of the following headings – Environment, Services, Leisure, Work, People, History, Government.



Put together a list of the different community and voluntary activities in your local area.



# What will I learn on this course?



Describe one community organisation in your local area.

Describe one voluntary organisation in your local area.



Pick one community project and make a plan to take part in this project.



Take part in a short community project.



Follow the health, safety and personal hygiene rules while you take part in this project.



# What will I learn on this course?




Keep a diary that shows how you have taken part in the project.



At the end of the project:

Put together a report with information about the project.



Think about what worked well and didn't work well.



Think about how the project has been good for the community.

Think about other projects that might be good to do.



## Where is this course on?



This course will be on in centres in St. Michael's House.



It may also be on in different places in the community.



Ask staff in your centre for information.



You can also contact Teresa or Paula for information.



# Where is this course on?



Ring Teresa on

087 670 0573



Email [teresa.gadd@smh.ie](mailto:teresa.gadd@smh.ie)



Ring Paula on

01 862 2458



Email [paula.smyth@smh.ie](mailto:paula.smyth@smh.ie)






# How do I get a place on this course?



Ask staff in your centre for an application form.



Fill in the form.



Send it to Teresa in Goatstown.



Or send the form to Paula in Santry Hall.