



Apple Bird Feeder



Equipment:


An Apple.

String.

A Cutlery Knife.


Scissors.

Cocktail Sticks.



Step 1.

Cut a length of string.



Step 2.

**Cut around the middle of
the apple.**

**Do not cut all the way
through.**



Apple Bird Feeder


Step 3.

Wrap the string around the centre of the apple.




Step 4.

Tie a loose know at the end of the string.



Step 5.

Put the sunflower seeds into the apple.





Apple Bird Feeder

Step 6.

**Place two cocktail sticks
each side of the apple.**



Well done.

**You have made a bird
feeder.**

**You can put this in your
garden.**

