



Using a keyboard




**We can use a mouse ,
touch or a keyboard to
look around websites .**



**We will learn how to do
this with a keyboard.**





**To move up or down the
page use the arrows.**



**Press tab to select an
action.**

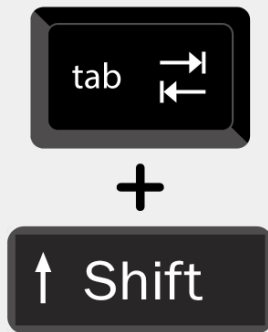


Using a keyboard



 Timetable <small>See what online classes, activities and events are on this week.</small> CLICK HERE FOR THE TIMETABLE	 Resources <small>Find accessible videos and Easy to Read information on lots of different areas.</small> CLICK HERE FOR RESOURCES
--	---

Here's an example .



The action will change colour.



To select a previous action click shift & tab.

 Timetable <small>See what online classes, activities and events are on this week.</small> CLICK HERE FOR THE TIMETABLE	 Resources <small>Find accessible videos and Easy to Read information on lots of different areas.</small> CLICK HERE FOR RESOURCES
--	---

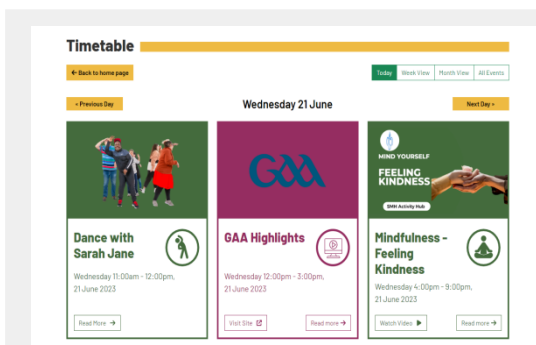
Here's an example.

 Timetable <small>See what online classes, activities and events are on this week.</small> CLICK HERE FOR THE TIMETABLE	
--	---

To click onto a link press the 'enter' button.



Using a keyboard




This will bring you to the next page.



When watching a video:

Use the spacebar to pause or play.



Use the up and down arrows to increase or decrease the volume.



Use the side arrows to skip or rewind when watching a video.